

READ AND SAVE THESE INSTRUCTIONS

ROLLAIRE FAN



Marley
Engineered Products

READ AND SAVE THESE IMPORTANT INSTRUCTIONS

Your High Velocity Air Circulator has been designed and manufactured using the latest in technology. With normal care and use, it should provide many years of satisfactory performance. As with all small appliances, it is recommended that you note the following:

- ALWAYS unplug unit for cleaning.
- ALWAYS unplug unit when not in use.
- ALWAYS unplug when moving the fan from one location to the next.
- DO NOT place foreign objects through guard into blade
- DO NOT allow to become wet or damp.
- WARNING: To reduce the risk of fire or electric shock, DO NOT use this fan with any solid state speed control device.

OPERATING INSTRUCTIONS

This high quality fan features a three (3) speed air flow selector switch, which allows you to select desired amount of air and velocity.

Marley Engineered Products air circulators can be used alone or in conjunction with an air conditioning unit circulate the cooled air or to force it into other rooms.

In the evening, a Marley Engineered Products Air Circulator will exhaust the stale, hot air and pull the fresh, cool night air in whenever other windows are open.

NOTE: Because the high velocity air flow draws in air from the sides of the air stream, Marley Engineered Products Air Circulators exhaust much more air when placed one foot back from a window.

Use a normal household cleaner to clean the exterior of the fan.

It is normal for the motor to feel warm to the touch during operation. The motor is thermally protected and will automatically shut off should it overheat for any reason. If this happens, immediately disconnect the fan from the power outlet.

ASSEMBLY INSTRUCTIONS

Tools required: Crescent wrench, screwdriver and 1/8" Allen wrench.

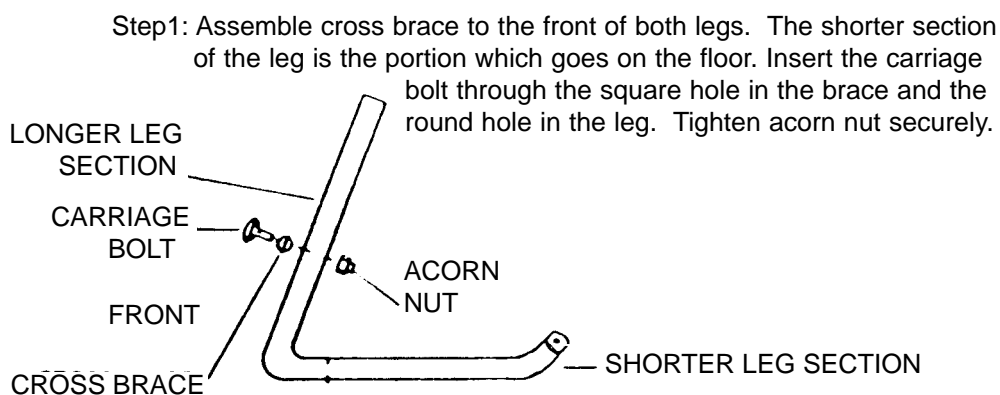


FIG. 1

Step 2: Install each shoulder bolt through washer, spacer, wheel and nut. Then on through flattened end of leg into the axle brace. Repeat on the other side and tighten securely.

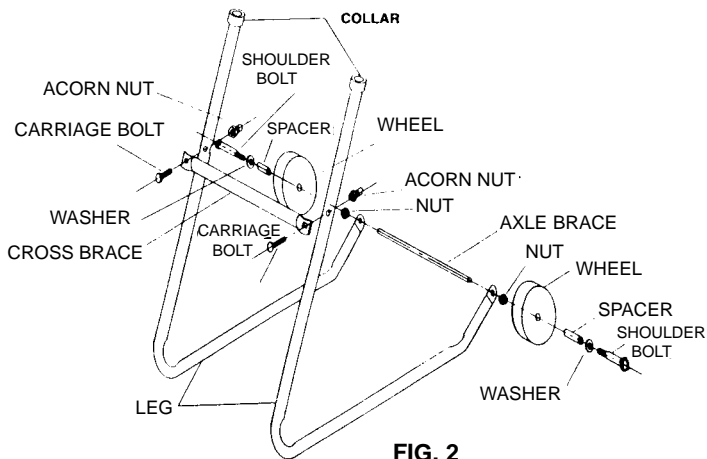
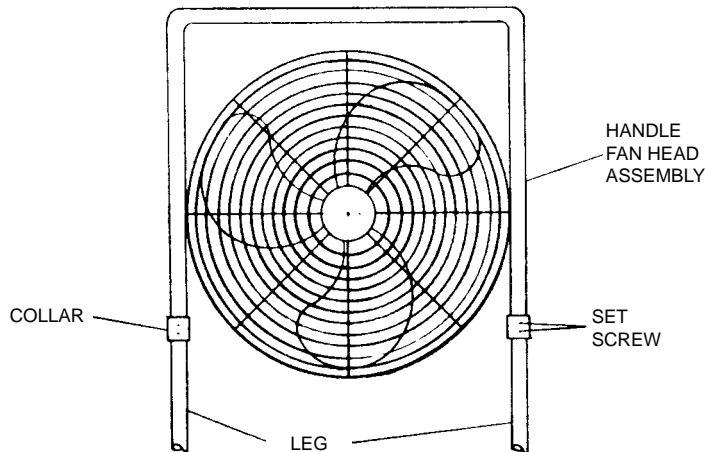


FIG. 2

Step 3: Assemble one collar on the top of each leg. Insert the handle with fan head assembly into the legs through the collar. Tighten all four set screws. (Adjust height with upper set screws only.)



LIMITED WARRANTY

Dear Customer,
Thank you for your interest in Marley Engineered Products products. We're sure you will enjoy its benefits for many years to come. Please take a minute to fill out the following information and keep it in your permanent records.

Date Purchased _____ Date Installed _____
Model Number _____

LIMITED WARRANTY

This product by Marley Engineered Products is warranted to be free defects in material and workmanship for 12 months from date of original purchase.

There is no other warranty, express or implied, except such as is expressly set forth herein.

Seller will not be liable for any general, consequential, or incidental damages, including without limitation any damage for loss of use or loss of profits, for any breach of warranty or for negligence. Seller's liability and buyer's exclusive remedy are limited to the repair of defective goods or the shipment of equivalent goods, or the granting of a reasonable allowance on account of any defects as the seller may elect.

To obtain performance under this warranty, you must:

1. Contact the Marley Engineered Products Service Department at 1-800-642 HEAT between the hours of 8:30 a.m. and 4:30 p.m. E.S.T. Mon. thru Fri.
2. Provide the model number of the product, the date of installation, and state the nature of the difficulty being experienced.

3. The Marley Engineered Products Service Representative will determine the best way to resolve the difficulty.

Products within warranty which have been installed and returned to the seller for repair will be repaired and returned as used products. Repairs to products outside the warranty period will be subject to labor and parts charges.

Some states have enacted legislation which (a) does not allow the inclusion of limitations on incidental or consequential damages; (b) does not allow limitations on the length of a warranty period; (c) precludes exclusion, during the period of a limited warranty, of any implied warranties of merchantability or fitness for purpose.

To the extent of such provisions being applicable in your state, the limitations in this warranty may not apply.

TO ENSURE SAFE OPERATION

Be sure that operating instructions (packaged with the product) are followed and that moving parts are kept clean and free from obstructions.

Any warranties granted or liabilities assumed hereunder will not apply to goods that have been damaged in transit, altered, repaired, installed or operated otherwise than in conformity with the above requirements for safe operation.

HOW TO ORDER REPAIR PARTS

In order to obtain any needed repair or replacement parts, warranty service or technical information, please contact Marley Engineered Products Service Center toll-free by calling 1-800-642-HEAT.

When ordering repair parts, always give the information listed as follows:

1. The Part Number
2. The Model Number
3. The Part Description
4. Date of Manufacture

Part No. 5200-2587-001
ECR# 34905
7/01



Marley
Engineered Products

470 Beauty Spot Rd. East
Bennettsville, SC 29512 USA