



## WHT500 SERIES UTILITY WELL HOUSE HEATER



### IDEAL SPACES

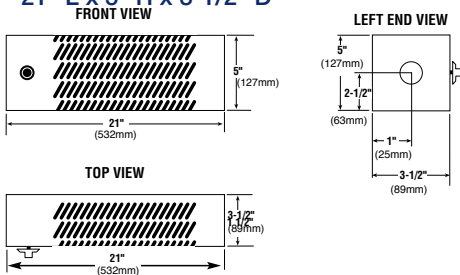
- Pump houses
- Utility rooms
- Relay stations
- Construction sheds
- Cabins

### COLORS

- Beige

### DIMENSIONS

- 21" L x 5" H x 3-1/2" D



### TEMP RANGE

- 40°-70°F



- Install it anywhere heat is needed to prevent pipes and other water, hydraulic fluid or oil-filled equipment from freezing
- Designed to provide automatic, 24-hour protection\*: Set thermostat at any desired level and leave it
- Aluminum-finned element provides fast heat and steel sheath cools element for extended life
- Heater cabinet is galvanized steel and epoxy painted for corrosion protection
- Thermostat is completely contained within control box
- Quick 240/208V field conversion to 120V
- All power supply and control wiring terminates in the tamper-proof control box — no live voltage in element area

### MODELS & SPECIFICATIONS

CATALOG NO.	UPC	VOLTS	WATTS	AMPS	THERMOSTAT TEMP RANGE	SHIP WT. (LBS.)
WHT500	685360080499	240/208/120	500/376/500	2.1/1.8/4.2	40° - 70°	6

\*NOTE: 24-hour protection is dependent upon the unit having power continuous power, the thermostat being turn to the on position, the unit being placed in an enclosed room, and the number of units in the enclosed room sized appropriately; i.e. multiple units may be needed for proper protection in larger rooms.