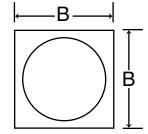
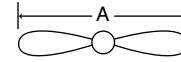
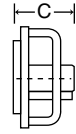


Dimensions

FAN SIZE	A	B	C
12"	12	16	10
16"	16	20	10
20"	20	24	13
24"	24	30	13
30"	30	36	15
36"	36	42	18
42"	42	48	18
48"	48	54	20
60"	60	66	24



A — Blade Diameter
 B — Panel Size
 C — Depth Dimension
 "C" Depth dimension varies with motor selection.



NOTE: When ordering explosion proof models, add exp. suffix to model number.

- Available with totally enclosed or explosion proof motor
- Props are cast aluminum
- Heavy 14 gauge steel panel with welded steel pipe bracing
- Options available: Reverse flow for supply, and acid resistant coating — Call factory

- Industrial grey enamel finish
- Fans delivered completely assembled, factory tested and adjusted, ready to install
- A special motorized supply shutter to be used with supply fan — Model WSHM Shutter when shutter is mounted directly in front of fan
- Venturi can be reversed when flat front surface is desired (steel or metal buildings) — Request when ordering fan

• **GUARDS:** Front and rear (Spiral, circular front and rear box available) For models 12" to 30" — Rear box and circular front guards only on models 36" to 60"

Ordering Summary

FAN DIA.	1-PHASE 115/230V MODEL NO.	3-PHASE 208-230/460V MODEL NO.	PANEL SIZE SQ."	HP	RPM	CFM 0" SP	DB @ 10'	SHIP. WT.	LIST			
									TE		EXP	
									1 PH.	3 PH.	1 PH.	3 PH.
12"	WED12G	WED12G3	16"	¼	1725	1180	74	35	\$1,187.70	\$1,091.40	\$1,558.00	\$1,638.70
16"	WED16G	WED16G3	20"	¼	1140	2100	64	70	\$1,705.50	\$1,725.70	\$1,949.40	\$2,481.40
	WED16AG	WED16AG3		¼	1725	2800	75	60	\$1,421.00	\$1,375.80	\$2,014.90	\$1,806.60
	WED20G	WED20G3		¼	1140	2800	66	80	\$1,770.90	\$1,786.40	\$2,014.90	\$2,552.80
20"	WED20AG	WED20AG3	24"	¼	1725	3720	75	70	\$1,461.40	\$1,416.20	\$1,776.90	\$1,842.40
	WED20I	WED20I3		½	1725	4800	76	75	\$1,593.50	\$1,578.10	\$2,111.20	\$2,207.70
	WED20K	WED20K3		1	1725	6900	77	85	\$1,959.00	\$1,831.70	\$2,492.20	\$2,481.40
	WED24AG	WED24AG3		¼	1725	5200	82	135	\$1,583.00	\$1,537.70	\$1,898.30	\$1,963.80
	WED24G	WED24G3		⅓	1150	5955	75	135	\$1,959.00	\$1,979.20	\$2,203.00	\$2,660.00
24"	WED24AI	WED24AI3	30"	½	1725	6510	82	140	\$1,750.60	\$1,735.20	\$2,268.30	\$2,364.90
	WED24I	WED24I3		½	1140	6840	75	150	\$2,400.50	\$2,122.00	\$2,660.00	\$2,714.70
	WED24J	WED24J3		¾	1150	7000	76	150	\$3,720.40	\$2,532.60	\$4,238.10	\$3,238.40
	WED24K	WED24K3		1	1725	7425	83	155	\$2,116.10	\$1,994.60	\$2,644.50	\$2,644.50
	—	WED24M3		2	1725	8980	84	162	\$2,481.40	\$2,106.60	\$4,715.40	\$2,817.10
	WED30AI	WED30AI3		½	1725	9500	89	150	\$1,918.40	\$1,898.30	\$2,425.40	\$2,521.90
	WED30I	WED30I3		½	1140	7500	79	150	\$2,557.60	\$2,273.20	\$2,811.20	\$2,999.10
	—	WED30K3		1	840	10600	74	215	—	\$2,953.90	—	—
30"	WED30L	WED30L3	36"	1 ½	1725	12000	89	165	\$2,405.30	\$2,197.00	\$4,502.30	\$2,873.00
	—	WED30M3		2	1140	14000	82	215	—	\$2,786.10	—	\$3,491.90
	WED36K	WED36K3		1	1140	13600	84	220	\$4,161.90	\$2,949.20	\$4,522.50	\$3,659.70
	—	WED36BM3		2	860	17600	78	280	—	\$3,897.70	—	—
	—	WED36M3		2	1140	17650	84	250	—	\$3,177.70	—	\$3,882.30
36"	—	WED36P3	42"	3	1140	20500	85	270	—	\$3,527.50	—	\$4,689.20
	—	WED36T3		5	1725	23000	94	290	—	\$3,126.40	—	\$4,090.50
	—	WED42K3		1	870	15800	82	300	—	\$3,543.00	—	—
	—	WED42L3		2	870	22040	83	320	—	\$4,105.90	—	—
	—	WED42M3		2	1140	17964	88	280	—	\$3,359.70	—	\$4,070.40
42"	—	WED42P3	48"	3	1140	24500	88	295	—	\$3,588.30	—	\$4,749.80
	—	WED42T3		5	1140	28970	88	310	—	\$4,375.00	—	\$5,399.60
	—	WED48M3		3	870	28700	86	540	—	\$4,867.70	—	—
	—	WED48O3		5	870	33000	86	580	—	\$6,475.70	—	—
	—	WED48P3	54"	3	1140	28600	92	495	—	\$4,171.50	—	\$5,415.20
48"	—	WED48T3		5	1140	32000	94	510	—	\$4,902.20	—	\$6,060.20
	—	WED48AE3		10	1140	40900	97	520	—	\$6,343.60	—	—
	—	WED60P3		3	870	40000	90	700	—	\$5,771.00	—	—
60"	—	WED60T3	66"	5	870	45000	92	730	—	\$6,475.70	—	—
	—	WED60AE3		10	870	53000	93	1200	—	\$11,358.70	—	—

* NOTE: When ordering Explosion Proof models, add EXP suffix to model number

All units are made to order and are not returnable.