


EXHUAUST FAN SHUTTERS/GAURDS



- Air Open — Gravity Close
- All Aluminum
- Bronze bearings
- Weather stripping for tighter seal
- Not recommended for use with LPE & BE Series fans.

Ordering Summary

FAN SIZE	ORDER NUMBER	ROUGH OPENING	OVERALL SIZE	SHIPPING WT.
12"	WS12	12" x 12"	15" x 15"	4 lbs.
16"	WS16	16" x 16"	19" x 19"	5 lbs.
20"	WS20	20" x 20"	23" x 23"	7 lbs.
24"	WS24	24" x 24"	27" x 27"	9 lbs.
30"	WS30	30" x 30"	33" x 33"	12 lbs.
36"	WS36	36" x 36"	39" x 39"	15 lbs.
42"	WS42	42" x 42"	45" x 45"	24 lbs.
48"	WS48	48" x 48"	51" x 51"	29 lbs.
60"	WS60	60" x 60"	63" x 63"	44 lbs.


Motor Kit

- Used to open WS Shutter when shutter is used to provide make-up air (WS Shutter should be one size larger than exhaust fan size and should be located on opposite wall for best results)
- Used when conditions require positive closure of WS exhaust shutter when not in use
- 115V, 230V, 60 HZ 1 Dual Voltage.
- Not recommended for use with LPE & BE Series fans.

Motor Kit Ordering Summary

ORDER NUMBER	DESCRIPTION	SHIPPING WT.
MP1	For shutter sizes 12" thru 30"	5 lbs.
MP2	For shutter sizes 36" thru 60"	5 lbs.

MOTORIZED SUPPLY AIR INTAKE SHUTTER




- Used when shutter is to be mounted adjacent to wall mounted intake fan.

Ordering Summary

FAN SIZE	ORDER NUMBER	ROUGH OPENING	OVERALL SIZE	SHIPPING WT.
24"	WSHM24	24" x 24"	27" x 27"	14 lbs.
30"	WSHM30	30" x 30"	33" x 33"	17 lbs.
36"	WSHM36	36" x 36"	39" x 39"	20 lbs.
42"	WSHM42	42" x 42"	45" x 45"	29 lbs.
48"	WSHM48	48" x 48"	51" x 51"	34 lbs.
60"	WSHM60	60" x 60"	63" x 63"	49 lbs.

FRONT FAN GUARDS

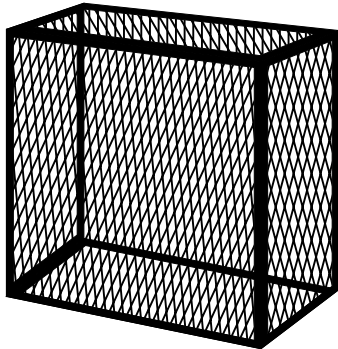


- For WEB and WED Models
- 1" Larger than blade diameter
- Meets OSHA requirements
- Factory mounted
- Heavy duty circular guard

Ordering Summary

FAN SIZE	FG FRONT GD.
12"	FG12
16"	FG16
20"	FG20
24"	FG24
30"	FG30
36"	FG36
42"	FG42
48"	FG48
60"	FG60

REAR BOX FAN GUARDS




- Guards bolt to fan venturi
- Meets OSHA requirements
- Guards ship knocked down for easy installation
- Welded wire construction
- Not for use with BE Series fans or roof ventilators

Ordering Summary

FAN SIZE	RBG REAR BOX GUARD	STD. MOTOR DEPTH DIMENSION	EXP. MOTOR DEPTH DIMENSION
12"	RBG12	12"	15"
16"	RBG16	12"	15"
20"	RBG20	12"	15"
24"	RBG24	18"	18"
30"	RBG30	18"	18"
36"	RBG36	20"	20"
42"	RBG42	20"	20"
48"	RBG48	24"	24"
60"	RBG60	26"	26"

SPIRAL FRONT OR REAR FAN GUARDS



- For WED Model Only
- For use as either front or rear guard
- Economical wire construction meets OSHA requirements
- Front guard bolts to venturi

Ordering Summary

FAN SIZE	FSG - FRONT SPIRAL	RSG - REAR SPIRAL
12"	FSG12	RSG12
16"	FSG16	RSG16
20"	FSG20	RSG20
24"	FSG24	RSG24
30"	FSG30	RSG30
36"	FSG36	RSG36

- Rear guard installed at factory can not be added in the field
- 36", 42", 48", and 60" Front and rear spiral guards are not available - Use front guard and rear box guard for these models