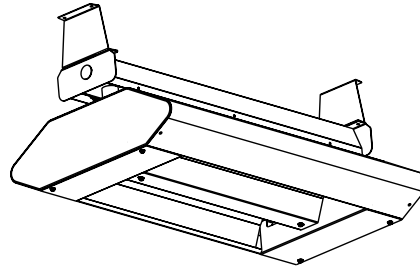
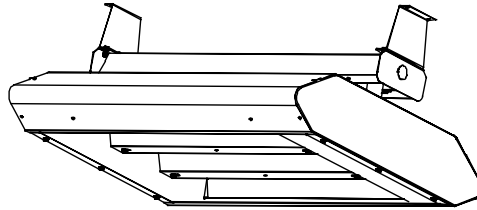




**SUBMITTAL SHEET
FRP / FRS SERIES
2 ELEMENT & 3 ELEMENT
INFRARED HEATERS**



File # E21609



JOB NAME: _____
 LOCATION: _____
 ARCHITECT: _____
 ENGINEER: _____
 CONTRACTOR: _____
 SUBMITTED BY: _____
 DATE: _____

ITEM	QTY.	CATALOG NUMBER	TAG	WATTS	VOLTS	Ø	AMPS	GRILLE FINISH	CEILING MOUNT

ACCESSORIES
AND
CONTROLS

ITEM	QTY.	CAT. NO.	TAG	DESCRIPTION

SUBMITTED BY:	DATE	APPROVED BY:	DATE

FRP / FRS SERIES - 2 ELEMENT & 3 ELEMENT INFRARED HEATERS



470 Beauty Spot Rd. E, Bennettsville, SC 29512
 visit www.qmarkmep.com for more info

ARCHITECT'S AND ENGINEER'S SPECIFICATIONS*

Furnish and install where indicated on the plans, Type FRP or Type FRS Two or Three Element Infrared Heaters as manufactured by QMark, A Marley Engineered Products Brand, Bennettsville, SC, USA.

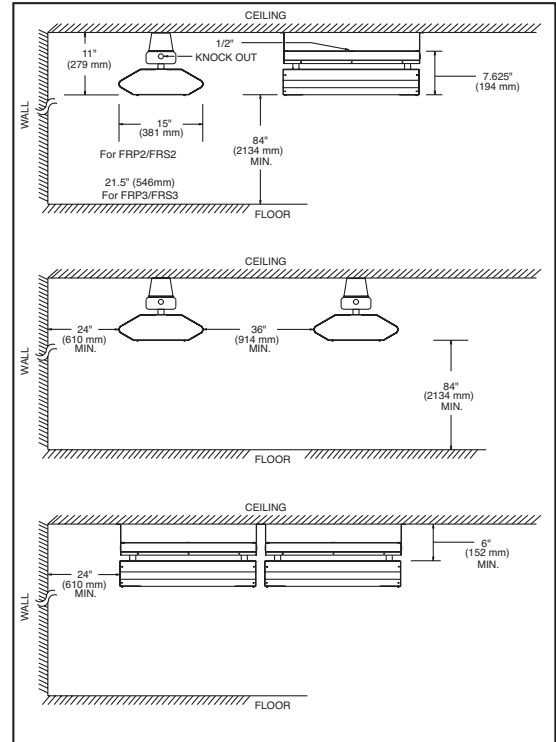
Heaters shall be UL / cUL Listed and designed for indoor (surface) or outdoor mounting. All capacities, voltages, physical sizes and options shall be as specified in the heater schedule. All 2 element heaters shall be single phase, all 3 element heaters shall be three phase.

Enclosure (including heater support/wiring compartment) shall be: a) 20-gauge galvaneal steel, painted in a Statuary Bronze high temperature powder coat finish (Type FRP), or b) 20-gauge type 304 stainless steel with a brush finish (Type FRS), with length as specified in the heater schedule. Fittings shall be rigid aluminum.

Construction shall be a two piece design that allows one person installation of the upper mounting support separately, to allow rough-in wiring. The heater section shall be constructed with tabs specifically designed for connection to the upper mounting support, by one person, for finish wiring. The heater section shall swing into the closed position and be secured to the upper mounting support by two screws, three screws on 46" (1168 mm) units, to complete the installation.

Reflectors shall be one piece, snap-out, minimum .030 bright polished anodized aluminum with a beam angle of 30, 60 or 90 degree symmetrical, or 60 degree asymmetrical as specified in the heater schedule.

Elements shall be metal sheath, quartz tube or quartz lamp, as specified in the heater schedule, radiant heating type that transmit infrared rays generated by the heavy duty coiled element inside. The quartz tube shall have high thermal shock characteristics that make it exceptionally well suited for outdoor use with exposure to the elements. Elements shall be equipped with pigtail leads for more positive connections in severe conditions.



The following Field Installed Optional Equipment shall be supplied –

- ___ Steel Wire Guard
- ___ Tilt Adjust Mounting Bracket
- ___ Wall Mounting Bracket
- ___ Red Vycor Sleeves for Quartz Lamp Elements
- ___ Gold Anodized Aluminum Reflectors
- ___ Wall Mounted Thermostat
- ___ Electric Control Panel
- ___ Percentage (Input) Controller

* Subject to change without notice.

SELECTION CHART – 2 ELEMENT ENCLOSURE

CATALOG NO.		REFLECTOR ANGLE	DIMENSIONS			MAXIMUM WATTAGE			WT. lbs. (kg)				
STAINLESS STEEL ENCLOSURE	PAINTED STEEL ENCLOSURE		HEIGHT in. (mm)	WIDTH in. (mm)	LENGTH in. (mm)	METAL SHEATH	QUARTZ TUBE	QUARTZ LAMP					
FRS2-23S	FRP2-23S	30 Sym	7.125(181)	15(381)	24(610)	1700	2000	3200	19(8.6)				
FRS2-26S	FRP2-26S	60 Sym											
FRS2-26AS	FRP2-26AS	60 Asym											
FRS2-29S	FRP2-29S	90 Sym											
FRS2-33S	FRP2-33S	30 Sym			33(838)					3000	3000	5000	24(10.9)
FRS2-36S	FRP2-36S	60 Sym											
FRS2-36AS	FRP2-36AS	60 Asym											
FRS2-39S	FRP2-39S	90 Sym											
FRS2-43S	FRP2-43S	30 Sym			46(1168)								
FRS2-46S	FRP2-46S	60 Sym											
FRS2-46AS	FRP2-46AS	60 Asym											
FRS2-49S	FRP2-49S	90 Sym											

(Enclosure only - Select appropriate element from element selection chart)

SELECTION CHART – 3 ELEMENT ENCLOSURE

CATALOG NO.		REFLECTOR ANGLE	DIMENSIONS			MAXIMUM WATTAGE			WT. lbs. (kg)				
STAINLESS STEEL ENCLOSURE	PAINTED STEEL ENCLOSURE		HEIGHT in. (mm)	WIDTH in. (mm)	LENGTH in. (mm)	METAL SHEATH	QUARTZ TUBE	QUARTZ LAMP					
FRS3-23S	FRP3-23S	30 Sym	7.125(181)	21.5(546)	24(610)	2550	3000	4800	19(8.6)				
FRS3-26S	FRP3-26S	60 Sym											
FRS3-26AS	FRP3-26AS	60 Asym											
FRS3-29S	FRP3-29S	90 Sym											
FRS3-33S	FRP3-33S	30 Sym			33(838)					4500	4500	7500	24(10.9)
FRS3-36S	FRP3-36S	60 Sym											
FRS3-36AS	FRP3-36AS	60 Asym											
FRS3-39S	FRP3-39S	90 Sym											
FRS3-43S	FRP3-43S	30 Sym			46(1168)								
FRS3-46S	FRP3-46S	60 Sym											
FRS3-46AS	FRP3-46AS	60 Asym											
FRS3-49S	FRP3-49S	90 Sym											

(Enclosure only - Select appropriate element from element selection chart)